



# I Can't Yet Structure

**Step 1:** Fold the paper in half along the long side


**Step 2:** Fold it back out flat again.




**Step 2:** Make a cut below to the middle (two on one side, one on the other side).



**Step 3:** The tricky part. You have to twist the paper. The business card will help you see the different colours as a result of the twist.



# How to make an origami fish



**Step 1:** Fold paper diagonally and in half to create creases

**Step 2:** Fold in the sides towards the centre to create a triangle

**Step 3:** Hold the right bottom corner of the triangle and fold it towards the centre

**Step 4:** Repeat with the other corner

**Step 5:** Draw on eyes

